

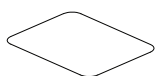
*the draw-it-out*

# Take Note Coffee Table

ASSEMBLY INSTRUCTIONS

Designed by Poppin in NYC

**Included in the boxes:**



PAD

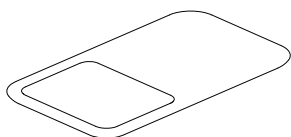


TABLE TOP



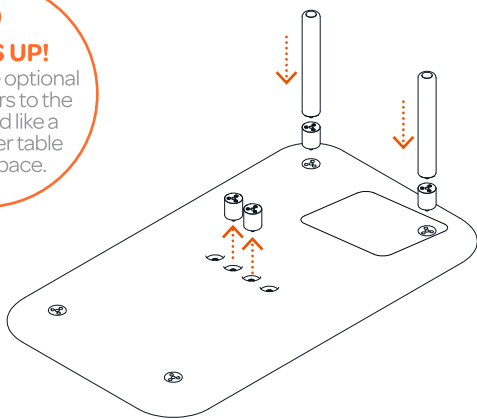
LEGS



EXTENDERS

- 1 Screw the legs into the table top and stand it upright.

**HEADS UP!**  
Connect the optional leg extenders to the legs if you'd like a slightly taller table in your space.



- 2 Drop in the adhesive memo pad.

