


the soft spot

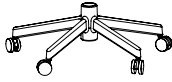
Maxwell Task Chair

ASSEMBLY INSTRUCTIONS

Included in the box:



SEAT




CASTER BASE



PNEUMATIC CYLINDER



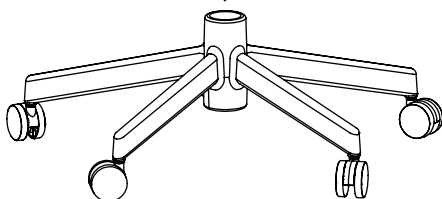
ASSEMBLY



1. Insert the pneumatic cylinder into the center of the base.

2. Lower the seat onto the top of the pneumatic cylinder.

3. Tada! Done.



BELLS + WHISTLES

Ready to Roll!



ABOUT POPPIN

Poppin's furniture and office supplies are designed with your success in mind. From a day-brightening Stapler to a game-changing Desk System, Poppin is the one-stop shop for creating inspiring, modern workspaces.

CARE

Doing a little dirty work? Soak up the spill and then blot with warm water + mild soap.

100% WORK HAPPINESS GUARANTEE

For full warranty details, visit poppin.com

WARNING/DISCLAIMER

Listen up, daredevils! (And anyone trying to reach that top shelf). Do not stand on this product. Use only as intended. Failure to follow these instructions could result in property damage or personal injury.

Shop the complete furniture collection at poppin.com



Designed by Poppin in NYC

Poppin, Inc.
16 Madison Square West, 3rd Floor
New York, NY 10010

(888) 676-7746
hi@poppin.com
[@workhappy @poppin](https://www.instagram.com/workhappy)

For patent or patent application information visit poppin.com/patents
©Poppin 2021

v01_Jul2021